

TOSHIBA

EVERYTHING YOU WANT IN ONE DEVICE

e-STUDIO2329A



**TOGETHER
INFORMATION**

EVERYTHING YOU WANT IN ONE DEVICE

This series exhibits fast copy speed as well as a host of features that provide high productivity to meet the requirements of our customers. The devices come with power saving features that will greatly reduce energy consumption which in turn lowers the total cost of ownership.

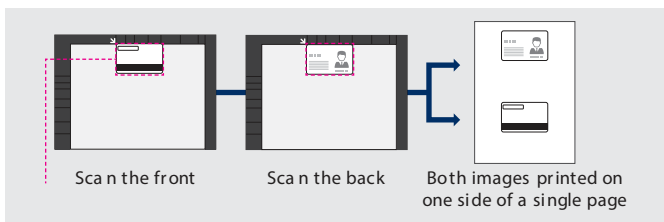
Reliability is further enhanced with higher durability parts, thereby increasing device uptime and lower cost of maintenance.



CONVENIENT OFFICE APPLICATIONS

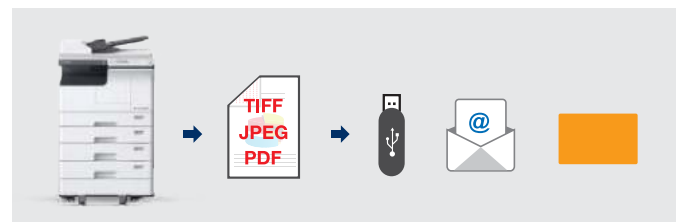
• ID Copy

Copy both sides of the card onto single side paper with just 1 simple step.




• Scan USB/Email/Folder

Scanned file can be stored directly onto USB drive with greater convenience without the need to use a PC. Scan-to-email or folder eliminates hardcopy distribution, saving cost and time.



• 2-1/4-1

Combine 2 or 4 documents onto a single sheet to reduce paper consumption.



2IN1 : Copies two pages on a sheet of paper in portrait or landscape orientation.



4IN1 : Copies four pages on a sheet of paper in portrait or landscape orientation.

• Universal Print Driver

Unified access to any print device, simplifies printing with enhanced convenience.

• USB Direct Print

Image files stored in USB flash drive can be printed with just a touch of a button.



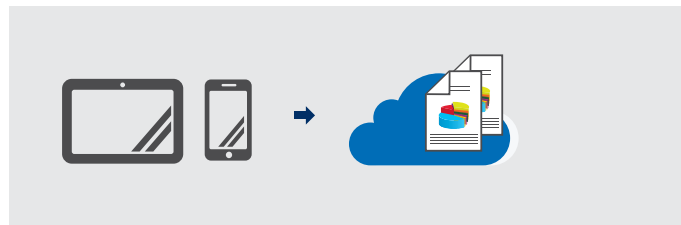
• Department Code and Device Management

Easy management of user/department usage.
Administrator can receive notification on alerts or errors.



• Cloud & Mobile Printing

Print directly from mobile device to Toshiba MFPs.
Save time and storage space by scanning files directly to mobile device.



• WiFi

Seamless connection to the MFP via WiFi option. This function allows mobile devices to connect to MFP directly.

• e-Bridge Cloud Connect

Cloud based system that provides proactive service which will improve service up time, reduce workload and keep MFP up-to-date.

• OPTIONS

e-STUDIO2329A

RADF
MR-3032



GD-1360 Fax Kit
GN-1160 Wireless LAN
GA-1350L PostScript

PFU
MY-1043-B



Desk
MH-2506



PPF
KD-1039-B
Drawer
MY-1044-B



Co-packed Toner 2,000 (Yield)
Black Toner 6,000 (Yield) / 17,500 (Yield)



Beware of Imitation or Remanufactured Parts and Supplies.

Only Toshiba genuine parts & supplies are compliant to the RoHS directive & MSDS certified. Even though they may say "for use in Toshiba," or "equivalent reliability and performance", third party supplies can't match Toshiba's exacting quality standards. They don't undergo Toshiba's stringent qualification and rigorous testing to ensure that all components work together in perfect harmony. Plus, they void your warranty. Be Smart. Be Safe. Always purchase from an Authorised Toshiba Distributor so you can be sure you're not inadvertently installing imitation/remanufactured supplies, which can shorten product life, hamper productivity, and irrevocably damage your Toshiba equipment.

GENERAL

Print & Copy Speed	23 cpm
Copy & Print Process	Indirect electrostatic photographic method
Warm-up Time	15 sec
Paper Size & Weight	Drawer: A3 / A5-R (64 - 80 g/m ²) Bypass: A3 / A5-R (52 - 216 g/m ²)
Paper Capacity (Standard)	Drawer x 1 : Max paper 250 sheets. Stack Feed Bypass Max 100 sheets
Max. Paper Capacity	1700 sheets
Processor	Cortex A8 500MHz
Memory	512MB
Dimension	W575 x D540 x H402 (mm)
Power Consumption	Max 1.5kW (220 - 240V)

COPY

Max Original Size	A3
First Copy Out Time	Less than 6.4 seconds
Multiple Copy	1 - 999 copies/Ten key input
Zoom	25% to 400% (1% increment)
Copy Mode	Text, Text/Photo(Default), Photo

PRINT

Printing Resolution	2400 dpi x 600 dpi (with smoothing)
Page Description Language	PCL5e/PCL5c/PCL6 (PCL XL)/PS3 (Option)
Operating Systems	Windows 10, Windows 8.1 (32/64 bit), Windows 7 (32/64 bit) (SP1 Recommended) Windows Server 2016, Windows Server 2012/R2 (64 bit) Windows Server 2008 SP2 (32/64 bit), Windows Server 2008 R2 SP1 (64 bit) Redstone 5, Open SuSE Leap 42.3 Redhat Enterprise 5.10.x, 6.5.x, 7.4.x Fedora Ver27, Bharat Operating System 6.x CUPS Support Mac OS 10.11, 10.12, 10.13, 10.14
Interface	RJ45/USB2.0

SCAN

Scan Resolution	600 dpi x 600 dpi
Scan Speed	Up to 25 spm
Supported Destination	Scan to USB/TWAIN Scan to email/file/SMB/FTP

FAX

Compatibility	Super G3/G3
Data Compression Method	JBIG, MMR, MR, MH
Modem Speed	33.6 kbps - 2.4 kbps (Auto Fallback)
Transmission Speed	Approx. 3 sec

For more information and a complete list of MFPs and Solutions, please contact us:

Toshiba TEC Singapore Pte Ltd
2 Ang Mo Kio Street 62
Singapore 569138
Tel : (65) 6481 9488
Fax : (65) 6481 2385

Technical data is subject to change without prior notice. All company and/or product names are trademarks and/or registered trademarks of their respective manufacturers in their markets and/or countries. All rights reserved. We are constantly making efforts to deliver the latest status of data to our partners. Specifications for some models may change in the time between the production and the release of this documentation. Productivity and paper specifications are related to paper size of A4 and a paper weight of 80 g/m² if not otherwise mentioned.

Copyright ©2019 TOSHIBA TEC.



TOSHIBA
Authorized Sole
Distributor

INTERNATIONAL OFFICE MACHINES LIMITED

Corporate Office
Ranks Business Centre (3rd Floor), KA 218/1 Pragati Sarani, Kuril, Dhaka 1229.
Hotline: 09611858585, Tel: 8418523 | Fax: 8417589 | E-mail: info@iomltd.com

Branches

Chattogram- 6/32, Zilla Parishad Super Market | 01714-168943
Bogura-Saptapadi Market, Bogra | 01711-890615
Khulna- 65, Ahsan Ahmed Road | 01716-749065
Sylhet-6/03, Karimullah Market, Bandar Bazar | 01711-160285